

Preparing

Trimming table for 10 people

The trimming table for ten people makes it easier to prepare products for further processing steps. Lettuce, fruit and vegetables can be trimmed or segmented in a user-friendly manner



Your benefits

- ✓ Efficient and user-friendly preparation of products
- ✓ Waste chutes and conveyor belts for easy discharge of waste
- ✓ Infeed and discharge belt for efficient processing
- ✓ Folding and removable elements for easy cleaning


Portrait

Efficient preparation and cleaning of fruit, vegetables and lettuce prior to further processing


With this trimming table, ten people can simultaneously trim products such as lettuce, fruit and vegetables in preparation for further processing steps. The trimming table is equipped with a discharge belt with infinitely adjustable speed; a feed belt and a waste belt can be optionally added. The infeed belt transports the raw products to the workstations at the trimming table, and the discharge belt then transports the prepared products to the downstream cutting machine. Each of the ten workstations is equipped with a removable cutting board, with removable waste chutes located between the workstations. The discharge belt for the waste runs underneath the waste chutes.

For trimming tables with an infeed, discharge and waste belt, a removable and rotating feeding hopper for the raw material can be placed above the infeed belt. Optionally, this trimming and

Product groups



sorting table is available with a second waste belt or without a raw material infeed conveyor in combination with eight workstations. The step platform can be folded up to save space.




Benefits



Optimally adapted for connection to belt cutting machines

The trimming table is ideal for connection to a belt cutting machine, for example the GS 20, in which the prepared products are then cut. Large quantities can thus be processed efficiently.

The adjustable belt speed can be infinitely adjusted to the processing speed of the belt cutting machine for each specific product.



Easy cleaning

The fold-down side guides of the belts with a fast-acting tensioning system, the removable cutting boards, and the waste chutes all make cleaning easier. All in all, the open stainless steel construction is quick and easy to clean.

Technical data

Electrical power	Power	0.9 kW (1.2 HP)
	Voltage	230 V 1 phase – 400 V 3 phases
	Frequency	50/60 Hz
Dimensions	LxWxH	6064 x 2128 x 1650 mm (238.7 x 83.8 x 65")
	Weight	796 kg (1755 lb)

The data indicated are standard information. In addition, adaptation to other supply networks (e.g. 230V/60 Hz) is optionally possible (except for manual and pneumatic machines). Subject to changes.